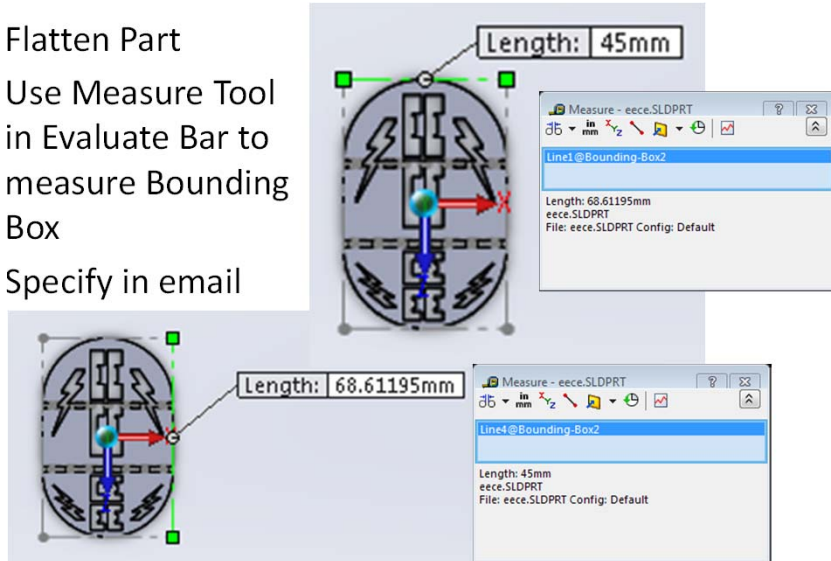


## Specify Material Dimensions

- Flatten Part
- Use Measure Tool in Evaluate Bar to measure Bounding Box
- Specify in email




## Water-Jet Cutting Width



Convex corners are SHARP  
Concave corners are ROUND

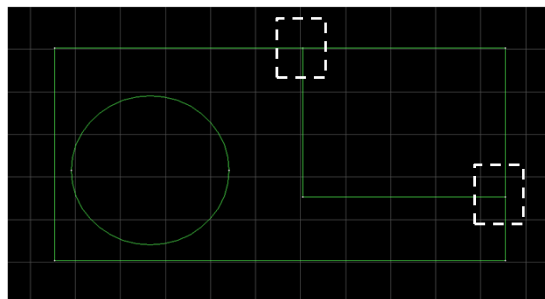


## Jet-Width Compensation



## Impossible Parts : DXF with Nodes

- Node = 3 or more lines converging at a point
- What is the part and what is the scrap?



Part cannot be made  
by Water-Jet cutter

