

# ASSIGNMENT 3 SOLUTIONS

Q.1

-3dB is a voltage ratio of  $10^{\left(\frac{-3}{20}\right)} = 0.707$

-6dB " "  $10^{\left(\frac{-6}{20}\right)} = 0.5$

equation of line  $H(f) = 1 - \frac{f \text{ (kHz)}}{100}$

$$f = 100(1 - H(f))$$

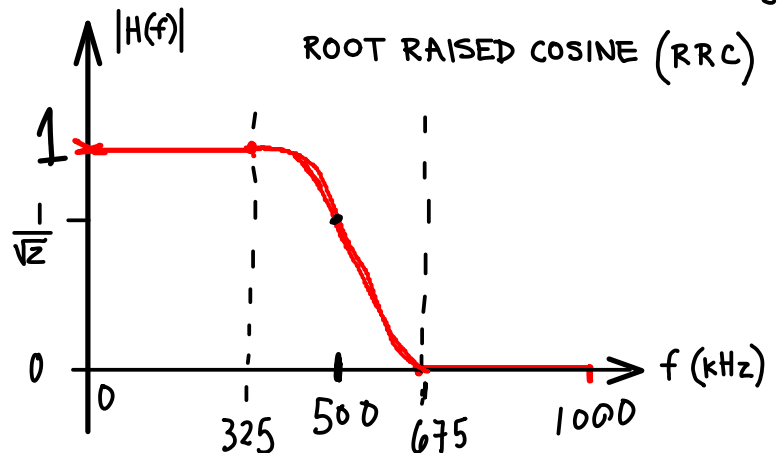
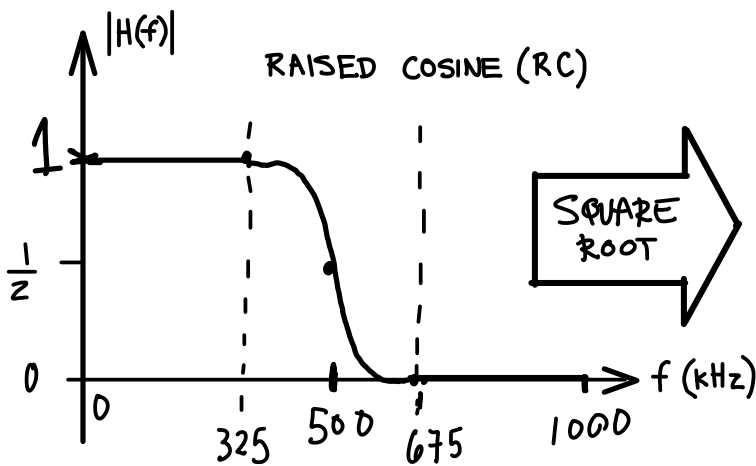
$$f(-3\text{dB}) = 100(1 - 0.707) \approx \underline{\underline{29 \text{ kHz}}}$$

$$f(-6\text{dB}) = 100(1 - 0.5) = \underline{\underline{50 \text{ kHz}}}$$

Q.2 (a) for a 1MHz symbol rate the RC response must be symmetrical about  $\frac{f_{\text{sym}}}{2} = 500 \text{ kHz}$ .

the RC response extends over  $\frac{f_{\text{sym}}}{2} (1 \pm \alpha)$

for  $\alpha = 0.35$ :  $500(1 \pm 0.35) \text{ kHz} = 500 \cdot 0.65 = 325 \text{ kHz}$   
to  $500 \cdot 1.35 = 675 \text{ kHz}$



(b) The transmit filter does not include pulse-shaping portion of the RRC response that converts impulses to pulses (has  $\frac{\sin(x)}{x}$  frequency response)

Q.3

(a) at 2 kHz the phase shift is  $\frac{\pi}{2}$

$$\theta = 2\pi f t$$

$$t = \frac{\theta}{2\pi f} = \frac{\frac{\pi}{2} (\pm n \cdot 2\pi)}{2\pi \cdot 2 \times 10^3}$$

minimum delay is for  $n=0$   $t = \frac{1}{8 \times 10^3} = 0.125 \times 10^{-3}$   
 $= \underline{125 \mu s}$ .

next longest possible delay is for  $n=1$ :

$$t = \frac{\frac{5\pi}{2}}{2\pi \cdot 2 \times 10^3} = \frac{5}{8} \times 10^{-3} = \underline{625 \mu s}$$

(b) A linear system can only change the amplitude and phase of individual frequency components.

$\therefore$  a 2 kHz signal will not be distorted in the sense that the output will look like a sine wave of the same frequency.

However, the frequency response is flat between 1 & 2 kHz  $\therefore$  the two components will see different delays and the wave form will be distorted (the shape will be different).

(c) group delay is slope of phase response:

from	to	slope
0	1 kHz	$\pi/2$ / kHz
1	3 kHz	0
3	5 kHz	$\pi/2$ / kHz

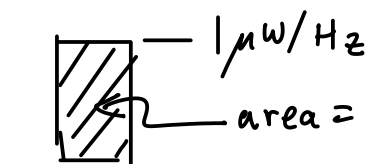
$$\begin{aligned} \text{maximum group delay} &= \frac{\pi}{2} \text{ radians} \div 2\pi \times 1000 \text{ radians/sec.} \\ &= \frac{1}{4000} \text{ seconds} = \underline{\underline{250 \mu\text{s.}}} \end{aligned}$$

(this is also the variability in group delay in this example)

Q.4

$$\begin{aligned} \text{total power} &= 3 \mu\text{W/Hz} \times 2 \text{ MHz} + 2 \times (1 \mu\text{W/Hz} \times 2 \text{ MHz}) \\ &= 6 \text{ W} + 2 \times 2 \text{ W} = 10 \text{ W} \end{aligned}$$

$$\frac{1}{2}\% \text{ of total power} = 10 \times 0.005 = 5 \times 10^{-2} \text{ W}$$



$$\text{area} = 5 \times 10^{-2} \text{ W} = \Delta f \cdot 1 \mu\text{W/Hz}$$

$$\Delta f = \frac{5 \times 10^{-2} \text{ W}}{1 \times 10^{-6} \text{ W/Hz}} = 50 \text{ kHz}$$

$$99\% \text{ bandwidth} = 6 \text{ MHz} - (2 \times 50 \text{ kHz}) = \underline{\underline{5.9 \text{ MHz.}}}$$

Q.5

$$10 \pm 6.5 \text{ MHz} = 9.5 \text{ and } 10.5 \text{ MHz}$$

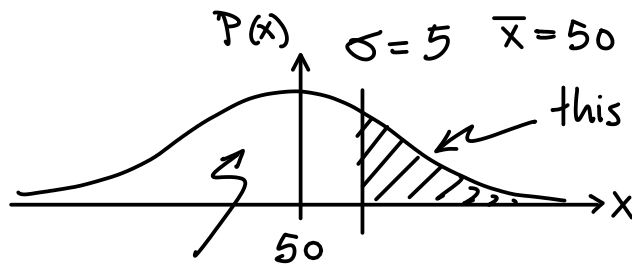
3<sup>rd</sup> order products are at  $\pm n f_1, \pm m f_2$  where  $\begin{cases} n+m=3 \\ n>0 \\ m>0 \end{cases}$   
values of  $n, m$  are  $(1, 2), (2, 1)$

3<sup>rd</sup> order IMD frequencies are  $\pm 9.5 \pm 2 \times 10.5 = \pm 9.5 \pm 21$   
and  $\pm 2 \times 9.5 \pm 10.5 = \pm 19 \pm 10.5$

$9.5 + 21 = 30.5$	} MHz	$19 + 10.5 = 29.5$	} MHz
$9.5 - 21 = -11.5$		$19 - 10.5 = 8.5$	
$-9.5 + 21 = 11.5$		$-19 + 10.5 = -8.5$	
$-9.5 - 21 = -30.5$		$-19 - 10.5 = -29.5$	

There are no components within 1 MHz of 10 MHz.  
(between 9 and 11 MHz).

Q.6



CDF is this area = 0.97

$$\approx 1 - 0.97$$

$$= \underline{\underline{0.03}}$$

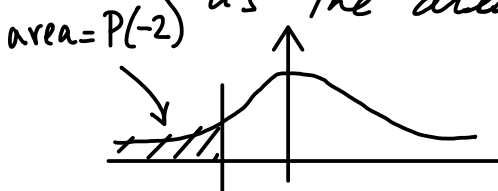
$$t = \frac{60 - 50}{5} = \frac{10}{5} = 2$$

$$P(z) \approx \frac{1}{1 + e^{-1.7 \cdot 2}}$$

$$\approx 0.97$$

by symmetry we can also compute it

as the area to the left of  $-2$  i.e.  $P(-2)$ :



$$P(-2) \approx \frac{1}{1 + e^{-1.7(-2)}} = 0.03$$

(actual value is 0.023)

Q.7  $\sigma^2 = 0.5 \text{ V}^2 \text{ (volts}^2\text{)}$

signal is  $\pm 1 \text{ V}$

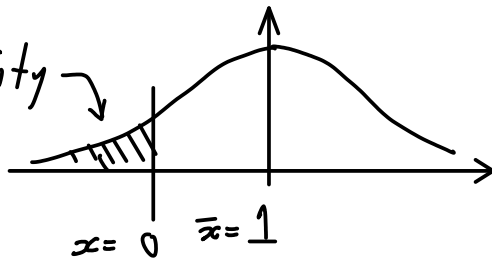
signal power is  $\frac{1^2}{R} = \frac{1}{R} \left(\frac{\text{V}^2}{\Omega}\right)$

noise power is  $\frac{0.5}{R} \left(\frac{\text{V}^2}{\Omega}\right)$

$\text{SNR} = \frac{1}{0.5} = 2 = \underline{\underline{3 \text{ dB}}}$

An error will be made if the noise level greater than  $+1 \text{ V}$  when signal is  $-1 \text{ V}$  or if noise is less than  $-1 \text{ V}$  when signal is  $+1 \text{ V}$ .

this area is the probability of an error



for signal  $= +1 \text{ V}$ :  $P(\text{error}) = P\left(\frac{0-1}{\sqrt{0.5}}\right)$   
 $= P(-\sqrt{2}) \approx 0.08$

variance  $(\sigma^2) = 0.5$

standard deviation  $(\sigma) = \sqrt{0.5}$

$P(-\sqrt{2}) \approx \frac{1}{1 + e^{1.7 \cdot \sqrt{2}}} = 0.08$

by symmetry both probabilities of error (for  $\pm 1$ ) are equal so the bit error rate is  $\approx 8\%$ .

Q.8

- This is an "eye diagram"
- The channel does not meet the no-ISI criteria because there is ISI (the "eye" is not "open" at any point).
- This does not imply anything about the error rate. Many approaches can be used to recover the data (equalization, sequence estimation, etc.)

Q.9

- 3 pins (ground, Tx Data & Rx Data) are sufficient to transmit & receive data.
- V.28 Section 4 says the generator (transmitter) voltage shall not exceed  $\pm 15V$  (RS-232 says up to  $\pm 25V$ ) so the voltages are too high & the signal is not compliant.
- the bit rate is  $\frac{1}{\text{bit duration}} = \frac{1}{1ms} = \underline{1kHz}$  (kb/s)
- the bits transmitted are:

0 1 0 1 1 0 1 0 1 1  
↑    ↑                    ↑                    └───┘  
start bit    LS bit                    MS bit                    stop bits/idle

NOTE: if 8 data bits were transmitted then the value is 0xAD (not an ASCII character)

in msb first order: 0 1 0 1 1 0 1  
                                  2                    D

from ASCII table 0x2D is '-' (minus sign or dash)

Q. 10

$$\text{bandwidth} = 1 \text{ MHz}$$

$$\text{minimum sampling rate (real samples)} = 2 \text{ MHz}$$

$$20\% \text{ higher: } 2 \text{ MHz} \times 1.2 = \underline{2.4 \text{ MHz}}$$

$$\text{guard time duration} = 10 \mu\text{s} = 10\% \times \text{block duration}$$

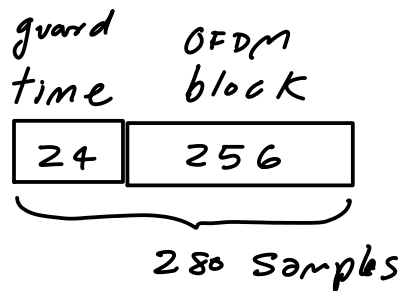
$$\therefore \text{block length} \geq \frac{10 \mu\text{s}}{0.1} = 100 \mu\text{s} = \underline{1 \times 10^{-4} \text{ s}}$$

$$100 \mu\text{s} \times 2.4 \times 10^6 \text{ samples/second} = \underline{240 \text{ samples}}$$

next largest power of 2 is 256

$$\therefore \text{block size should be } \underline{N=256}$$

$$(\text{guard time} \approx 10 \mu\text{s} \times 2.4 \times 10^6 = 24 \text{ samples})$$



Q. 11

$$\text{bandwidth } B = 6 \text{ MHz}$$

$$\text{SNR} = 16 \text{ dB} = 10^{\left(\frac{16}{10}\right)} = 40$$

$$\text{Shanon capacity } C = B \cdot \log_2 \left(1 + \frac{S}{N}\right)$$

$$= 6 \times 10^6 \cdot \log_2 (1 + 40)$$

$$= 6 \times 10^6 \cdot \frac{\log_{10} (41)}{\log_{10} (2)} = 6 \times 10^6 \frac{1.6}{0.3}$$

$$\approx \underline{32 \text{ Mb/s}}$$

(b) for a capacity of  $C = 20 \text{ Mb/s}$

$$B = 6 \text{ MHz}$$

$$\log_2(1 + \frac{S}{N}) = \frac{20}{6}$$

$$\frac{S}{N} = 2^{\frac{20}{6}} - 1 = 10^{\log_2 \cdot \frac{20}{6}} - 1 \approx 9 \approx \underline{\underline{10 \text{ dB}}}$$